

Types of Barrier Free Access Facilities - Tseung Kwan O Government Offices

Main entrances, exits and indoor main access routes free from barriers			
Automatic doors (entrance lobby on G/F)	Access route (lobby on G/F)	Access route (footbridge on 1/F)	Escalators (Tactile warning tiles)
			
Staircases (Handrails and Braille information)	Staircases (Tactile warning tiles)		
			

Lobby with assistive provisions for people with a disability

Braille and tactile floor plan



Tactile guide path



Accessible public information/service counter



Visual fire alarm system



Assistive listening system



Accessible lift

Emergency alarm push button in a tactile bell shape










Intercom, Indication light and Audible indication to indicate the direction of travel and position of lift car



Control buttons with braille and tactile markings



Accessible toilet			
Manoeuvring space	Emergency call bell	Visual fire alarm system	Horizontal and vertical grab rails adjacent to the water closet
			
Tap for wash basin be automatic or of lever control type	Folding grab rail fixed on the wall at the back of the water closet providing support on the other side of the water closet	Hands-free sensor type toilet flush	
			

Accessible parking spaces

International symbol of accessibility on the floor



Erection of signs

Large sized symbol with luminous contrast signages

