








**Types of Barrier Free Access Facilities - North Point Government Offices**

Main entrances, exits and indoor main access routes free from barriers			
Automatic doors	Access routes	Staircases (Handrails and Braille information)	
			
Ramps (Handrails, Tactile warning tiles and Braille information)		Staircases (Tactile warning tiles)	
			

**Accessible lift**

**Accessible lift**



**Intercom and Indication light**



**Control buttons with braille and tactile markings, Emergency alarm push button in a tactile bell shape**




**Lobby with assistive provisions for people with a disability**

**Braille and tactile floor plan**



**Tactile guide path**



**Visual fire alarm system**



**Accessible public information/service counter**







**Accessible parking spaces**

**International symbol of accessibility on the floor**



Accessible toilets (G-2, 4, 12, 13, 24/F)

Accessible toilets	Manoeuvring space	Tap for wash basin be automatic or of lever control type	Emergency call bell
			
<p>Flushing control mounted on the wide side of cubicle</p>	<p>Horizontal and vertical grab rails adjacent to the water closet</p>	<p>Folding grab rail on the wide side of cubicle adjacent to the water closet</p>	<p>Visual fire alarm system</p>
