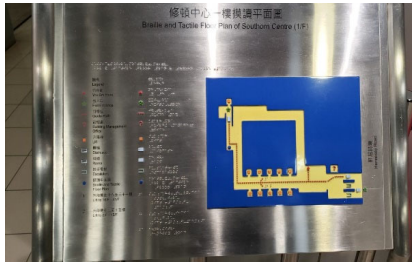


## Types of Barrier Free Access Facilities - Southorn Centre


Main entrances, exits and indoor main access routes free from barriers	
Location Plan	Staircases (Tactile warning tiles)
	
Staircases (Handrails and Braille information)	Access routes
	

Lobby with assistive provisions for people with a disability



Braille and tactile floor plan




Tactile guide path










Visual fire alarm system



Accessible public information/service counter



Accessible toilet (3/F, 6/F, 22/F, 15/F, 24/F)			
Accessible toilet	Manoeuvring space	Horizontal and vertical grab rails adjacent to the water closet	Emergency call bell
			
	Tap for wash basin be automatic or of lever control type	Folding grab rail on the wide side of cubicle adjacent to the water closet	Flushing control mounted on the wide side of cubicle
			

**Accessible lift**



**Control buttons with braille and tactile markings, Emergency alarm push button in a tactile bell shape**



**Intercom and Indication light**

