













**Types of Barrier Free Access Facilities - Treasury Building**

<b>Main entrances, exits and indoor main access routes free from barriers</b>		
<b>Wide main entrance</b>	<b>Automatic doors</b>	<b>Access routes</b>
		
<b>Staircases and escalators (Handrails, Tactile warning tiles and Braille)</b>		
		

Accessible lift		
Accessible lift	Control buttons with braille and tactile markings and Emergency alarm push button in a tactile bell shape	Intercom and Indication light
		

Lobby with assistive provisions for people with a disability			
Accessible public information/service counter	Braille and tactile floor plan	Tactile guide path	Visual fire alarm system
			
Assistive listening system			
			

**Accessible toilets**

<b>Accessible toilets</b>	<b>Manoeuvring space</b>	<b>Tap for wash basin be automatic or of lever control type</b>	<b>Emergency call bell</b>
			
<b>Visual fire alarm system</b>	<b>Horizontal and vertical grab rails adjacent to the water closet</b>	<b>Folding grab rail on the wide side of cubicle adjacent to the water closet</b>	
			

**Erection of signs**

**Large sized symbol with luminous contrast signages**



**Accessible parking spaces**

**International symbol of accessibility on the floor**

