




















Types of Barrier Free Access Facilities - Kwai Hing Government Offices

Main entrances, exits and indoor main access routes free from barriers			
Automatic Door (G/F)	Access routes	Ramps (Handrails and Tactile warning tiles)	Ramps (Braille information)
			
Staircases (Tactile warning tiles)	Staircases (Handrails and Braille information)		
			

Accessible lift			
Secondary control panel for over-spilled floor numbering buttons	Control buttons with braille and tactile markings	Indication light, Intercom, Emergency alarm push button in a tactile bell shape, Indication light and Audible indication to indicate the direction of travel and position of lift car	
			
Lobby with assistive provisions for people with a disability			
Braille and tactile floor plan	Tactile guide path	Accessible public information/service counter	Visual fire alarm system
			

Accessible toilet (6/F)		
Manoeuvring space	Tap for wash basin be automatic or of lever control type	Emergency call bell
		
Horizontal and vertical grab rails adjacent to the water closet	Flushing control mounted on the wide side of cubicle and folding grab rail on the wide side of cubicle adjacent to the water closet	Visual fire alarm system
		

Erection of signs
Large sized symbol with luminous contrast signages
