













Types of Barrier Free Access Facilities - Sai Kung Government Offices

Main entrances, exits and indoor main access routes free from barriers			
Automatic door	Access routes	Staircases (Handrails and Braille information)	
			
Ramps (Handrails, Tactile warning tiles and Braille information)		Staircases (Tactile warning tiles)	
			


Accessible lift	
<p>Secondary control panel for over-spilled floor numbering buttons</p> 	<p>Intercom</p> 
<p>Indication light, Control buttons with braille and tactile markings and Emergency alarm push button in a tactile bell shape</p> 	<p>Audible indication to indicate the direction of travel and position of lift car</p> 

Lobby with assistive provisions for people with a disability

Braille and tactile floor plan




Tactile guide path



Visual fire alarm system



Accessible toilets (2/F, 4/F - 7/F)

Flushing control mounted on the wide side of cubicle	Manoeuvring space	Tap for wash basin be automatic or of lever control type	Emergency call bell
			
<p align="center">Visual fire alarm system</p>	<p align="center">Horizontal and vertical grab rails adjacent to the water closet</p>	<p align="center">Folding grab rail on the wide side of cubicle adjacent to the water closet</p>	
			

Erection of signs

Large sized symbol with luminous contrast signages



Accessible parking spaces

International symbol of accessibility on the floor



Located in proximity and with accessible route to an accessible lift

