



















Types of Barrier Free Access Facilities - Tai Hing Government Offices

Main entrances, exits and indoor main access routes free from barriers			
Automatic door	Access routes	Ramps (Handrails and Braille information)	Ramps (Tactile warning tiles)
			
Staircases (Braille information)	Staircases (Handrails and Tactile warning tiles)		
			

Accessible lift		
Secondary control panel for over-spilled floor numbering buttons	Control buttons with braille and tactile markings and Emergency alarm push button in a tactile bell shape	Indication light, Intercom and Audible indication to indicate the direction of travel and position of lift car
		

Lobby with assistive provisions for people with a disability			
Braille and tactile floor plan	Tactile guide path	Accessible public information/service counter	Visual fire alarm system
			

Accessible toilet (2/F-3/F)

Manoeuvring space	Horizontal and vertical grab rails adjacent to the water closet	Tap for wash basin be automatic or of lever control type	Visual fire alarm system
			
Emergency call bell	Folding grab rail on the wide side of cubicle adjacent to the water closet	Flushing control mounted on the wide side of cubicle	
			

Erection of signs

Large sized symbol with luminous contrast signages



Accessible parking spaces

Located in proximity and with accessible route to an accessible lift



International symbol of accessibility on the floor

