





Types of Barrier Free Access Facilities - Tai Po Government Offices

Main entrances, exits and indoor main access routes free from barriers			
Automatic door	Access routes	Staircases (Handrails, Tactile warning tiles and Braille information)	
			
Ramps (Handrails, Tactile warning tiles and Braille information)			
			

Accessible lift	
Control buttons with braille and tactile markings	Intercom and Audible indication to indicate the direction of travel and position of lift car
	
Indication light	Secondary control panel for over-spilled floor numbering buttons and Emergency alarm push button in a tactile bell shape
	

Lobby with assistive provisions for people with a disability

Braille and tactile floor plan



Tactile guide path










Visual fire alarm system




Accessible public information/service counter



Accessible toilets

Manoeuvring space	Tap for wash basin be automatic or of lever control type	Visual fire alarm system	Flushing control mounted on the wide side of cubicle
			
<p>Horizontal and vertical grab rails adjacent to the water closet</p>	<p>Folding grab rail on the wide side of cubicle adjacent to the water closet</p>	<p>Emergency call bell</p>	
			

Erection of signs
Large sized symbol with luminous contrast signages


Accessible parking spaces		
International symbol of accessibility on the floor	Located in proximity and with accessible route to an accessible lift	
		