






















Types of Barrier Free Access Facilities - Tuen Mun Government Offices

| Main entrances, exits and indoor main access routes free from barriers | | | |
|--|---|---|---|
| Automatic door | Access routes | Staircase (Handrails, Tactile warning tiles and Braille information) | |
|  |  |  |  |
| Ramps (Handrails, Tactile warning tiles and Braille information) | | | |
|  |  | | |

| Accessible lift | | |
|---|--|---|
| Secondary control panel for over-spilled floor numbering buttons | Control buttons with braille and tactile markings | Intercom, Indication light, Emergency alarm push button in a tactile bell shape and Audible indication to indicate the direction of travel and position of lift car |
|  |  |  |
| Accessible lift | | |
|  | | |

| Lobby with assistive provisions for people with a disability | | | |
|---|---|---|---|
| Braille and tactile floor plan | Tactile guide path | Accessible public information/service counter | Visual fire alarm system |
|  |  |  |  |

Accessible toilets (G/F-7/F)

| Manoeuvring space | Horizontal and vertical grab rails adjacent to the water closet | Tap for wash basin be automatic or of lever control type | Visual fire alarm system |
|--|---|--|---|
|  |  |  |  |
| Emergency call bell | Folding grab rail on the wide side of cubicle adjacent to the water closet | Flushing control mounted on the wide side of cubicle | |
|  |  |  | |


Erection of signs

Large sized symbol with luminous contrast signages



Accessible parking spaces

Located in proximity and with accessible route to an accessible lift



International symbol of accessibility on the floor

